

Nicholas A. Adams, Jr.
 V.P., Statistics & Business Information
 Tel: 1-703-358-2984
 Fax: 1-703-358-2961
 E-mail: nadams@aluminum.org

Henry F. Sattlethight
 Manager, Statistical Programs
 Tel: 1-703-358-2985
 Fax: 1-703-358-2961
 E-mail: hsattlethight@aluminum.org

SHIPMENTS OF FIN STOCK BY MAJOR END USE

Report for Fourth Quarter 2009

Issued: January 29, 2010

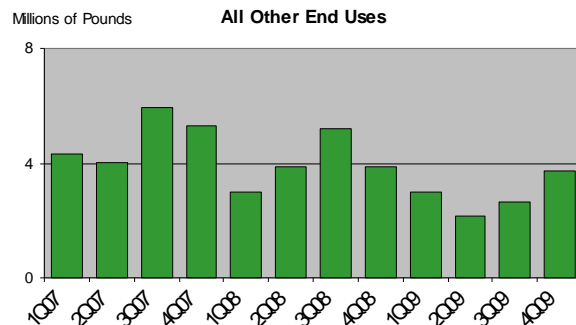
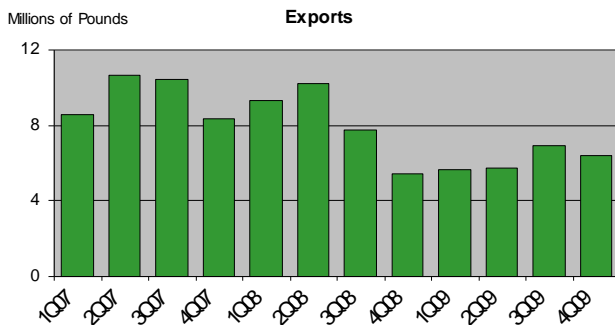
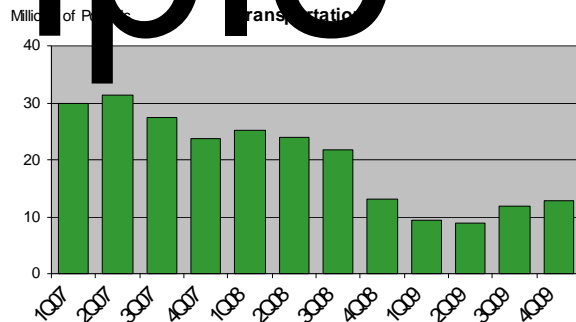
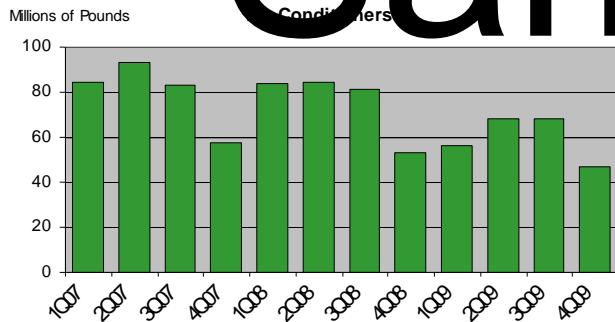
Based on Aluminum Association surveys, shipments of *fin stock*¹ totaled 69.9 million pounds during the fourth quarter 2009, a decline of 6.9 percent from the fourth quarter 2008 revised total of 75.1 million pounds. Compared to the previous quarter, shipments fell 22.0 percent from the third quarter 2009 revised total of 89.7 million pounds. Preliminary shipments for 2009 totaled 319.1 million pounds, off 26.5 percent from the 2008 revised total of 434.3 million pounds.

Fin Stock Shipments (Millions of Pounds)	4th Qtr.		% Chng 4Q/4Q	3rd Qtr.		Year-to-Date		% Chng 09/08
	2009*	2008		2009*	% Chng 4Q/3Q	2009*	2008	
Transportation	13.0	13.0	-0.2	11.9	9.2	43.1	83.9	-48.6
Air Conditioners	46.8	52.8	-11.4	68.3	-31.5	239.7	301.7	-20.6
Exports	6.4	5.4	18.6	6.9	-6.8	24.8	32.7	-24.1
All Other End Uses	3.7	3.9	-3.2	2.6	41.8	11.5	15.9	-27.6
Total Shipments	69.9	75.1	-6.9	89.7	-22.0	319.1	434.3	-26.5

(1) Coiled sheet or foil in specific alloys, tempers and thicknesses suitable for manufacture of fins for heat exchangers.

(*) Figures are preliminary.

Sample



This report is available on The Aluminum Association's web site: www.aluminum.org.

This report is based on information provided to The Aluminum Association by survey participants. It is not intended to be representative of the total industry. While the Association believes that its statistical procedures and methods are reliable, it does not warrant the accuracy or completeness of the data. All data contained herein are subject to revision. © The Aluminum Association, Inc.

REPORTING COMPANIES

<u>Report Received (Date)</u>	<u>Participating Companies</u>
January 25, 2010	Alcoa Inc.
January 28, 2010	Aleris International Inc.
January 19, 2010	JW Aluminum
January 6, 2009	Norandal U.S.A.
January 21, 2010	Novelis Inc.
January 13, 2010	Wise Metals LLC

Due Association: January 29, 2010

Last Report Received: January 28, 2010

Sample

SHIPMENTS OF ALUMINUM FIN STOCK BY END USE

(Figures in thousands of pounds)

Issued: January 29, 2010

2008	<u>1st Qtr.</u>	<u>2nd Qtr.</u>	<u>3rd Qtr.</u>	<u>4th Qtr.</u>	<u>Total</u>
All Transportation Markets, including: 02-40 - Trailers, and Semitrailers; 02-45 - Truck and Bus; 02-50 & 02-51: Passenger Cars & Light Trucks, inc. After Market Sales	25,290 r	23,929 r	21,727 r	12,983 r	83,929 r
03-02: Refrigerators and Freezers	1,835	1,956	2,249	1,104	7,144
03-03 & 03-04: Air Conditioners, Central, Unitary, Window & Portable	83,752 r	84,156 r	81,004 r	52,836 r	301,748 r
08-00: Distributors and Jobbers	287	152 r	183	152	774 r
09-00: Exports	9,280 r	10,182 r	7,785 r	5,427 r	32,674 r
Other ¹	866 r	1,774 r	2,751 r	2,598 r	7,989 r
Total	121,310 r	122,149 r	115,699 r	75,100 r	434,258 r

2009	<u>1st Qtr.</u>	<u>2nd Qtr.</u>	<u>3rd Qtr.</u>	<u>4th Qtr.</u>	<u>Total</u>
All Transportation Markets, including: 02-40 - Trailers, and Semitrailers; 02-45 - Truck and Bus; 02-50 & 02-51: Passenger Cars & Light Trucks, inc. After Market Sales	9,315 r	8,981 r	11,867 r	12,962	43,125
03-02: Refrigerators and Freezers	1,161	1,213	1,504	1,154	5,032
03-03 & 03-04: Air Conditioners, Central, Unitary, Window & Portable	56,211 r	68,355 r	68,320	46,814	239,700
08-00: Distributors and Jobbers	56	86 r	12 r	423	577
09-00: Exports	5,689 r	5,771 r	6,908 r	6,437	24,805
Other ¹	1,789 r	851 r	1,115 r	2,154	5,909
Total	74,221 r	85,257 r	89,726 r	69,944	319,148

Definitions and Footnotes

Fin Stock: Coiled sheet or foil in specific alloys, tempers and thickness ranges suitable for manufacture of fins for heat exchanger applications.

¹ Other includes unidentified markets and end uses withheld to avoid possible disclosure of company proprietary data.

This report is based upon information provided by member companies, which is aggregated by the Association. While the Association believes that its statistical procedures and methods are reliable, it does not warrant the accuracy or completeness of the data. All data contained herein are subject to revision. © The Aluminum Association, Inc.